



Monthly Plan



Theme	Number
Book	  
Key Words	one, two, three, four, five, six, seven, eight, nine, ten
Main Activities	<Game> Musical Chairs <Craft> Indian Gloves





Lesson	Lesson 1	Lesson 2
1st Week	Song 1 – Introduction to the Story <ul style="list-style-type: none"> Learn to count from 1 to 5 Learn the song <i>Five in the Bed</i> Learn the story words (one, two, three, four, five) 	Song 1 – Sing and Dance <ul style="list-style-type: none"> Review the song <i>Five in the Bed</i> Listen to the story <i>Five in the Bed</i> Learn the dance movements of the song
2nd Week	Song 1 – Play the Game <ul style="list-style-type: none"> Review the song and story <i>Five in the Bed</i> Sing the <i>Sing & Play Time</i> song. Play the song game – Musical Chairs. 	Song 2 – Introduction to the Story <ul style="list-style-type: none"> Learn to count from 6 to 10 Learn the song <i>Ten Little Indians</i> Learn the story words (six, seven, eight, nine, ten)
3rd Week	Song 2 – Sing and Dance <ul style="list-style-type: none"> Review the song <i>Ten Little Indians</i> Listen to the story <i>Ten Little Indians</i> Learn the dance movements of the song 	Song 2 – Make the Craft <ul style="list-style-type: none"> Review the song and story <i>Ten Little Indians</i> Sing the <i>Sing & Play Time</i> song. Make the song craft – Indian Gloves.
4th Week	Song 3 – Number Song <ul style="list-style-type: none"> Learn the <i>Number Song</i> Review counting from 1 to 10 Review song and story <i>Five in the Bed</i> 	Song 4 – Five Little Monkeys <ul style="list-style-type: none"> Learn the song <i>Five Little Monkeys</i> Review counting from 1 to 10 Review song and story <i>Ten Little Indians</i>



Lesson Plan



Week 1 – 1	Song 1 – Introduction to the Story	Theme	Number
Objectives	<ul style="list-style-type: none"> Learn to count from 1 to 5 Learn the song <i>Five in the Bed</i> Learn the story words (one, two, three, four, five) 		
Materials	Student Book, Activity Book, Digital CD		




Teaching Process		Note
Warm Up (5 mins.)	<p><Greeting></p> <ul style="list-style-type: none"> Greet the class and begin with the <i>Title Song</i>. <p>T: Hello everyone. Welcome to Ready, Set, Sing! class. Let's sing and dance <i>Ready, Set, Sing!</i> song together.</p> <ul style="list-style-type: none"> Wave and sing the <i>Hello Song</i>. Ask about the weather and sing the <i>Weather Song</i>. 	<p>Audio Track 02 Digital CD: Dance (Title)</p>  <p>Audio Track 03-04</p>
Main Activity (20 mins.)	<p><Book Cover Talk – <i>Five in the Bed</i>></p> <ul style="list-style-type: none"> Show the cover of the book and discuss it with the class. Tell the class that the song is about five animals in the bed. Encourage the class to repeat the words after you. <p>T: Let's look at the cover. There are five animals. I see alligator! (Squirrel, Dog, Rabbit, Bear)</p> <p>T: Let's count the animals together. 1, 2, 3, 4, 5! There are 5 animals!</p> <p>T: The title of this story is "Five in the Bed."</p>	<p>Student Book</p> 
	<p><Picture Walking – <i>Five in the Bed</i>></p> <ul style="list-style-type: none"> Turn to story page (p.2-13). Talk about the picture with the class. <p>T: Look at this picture. The animals are in the bedroom. Let's count the animals. How many are in the bed? (four) How many are on the floor? (one) Oh no! Who fell out? (alligator)</p>	
	<p><Sing the Song – <i>Five in the Bed</i>></p> <ul style="list-style-type: none"> Listen to the song 1 and learn the song together. Play the song animation video in the Digital CD. Show the numbers with your hand when you hear number words. 	<p>Audio Track 06 Digital CD: Song Animation</p> 
	<p><Activity Book p.16></p> <ul style="list-style-type: none"> Trace the words! (1~5) 	
Wrap Up (5 mins.)	<p><Review></p> <ul style="list-style-type: none"> Practice counting from 1 to 5. <p><The End></p> <ul style="list-style-type: none"> Tidy up the classroom and sing the <i>Clean Up Song</i> together. Wave and sing the <i>Good-bye Song</i> to say good-bye. 	<p>Audio Track 17-18</p>



Lesson Plan



Week 1 – 2	Song 1 – Sing and Dance	Theme	Number
Objectives	<ul style="list-style-type: none"> Review the song <i>Five in the Bed</i> Listen to the story <i>Five in the Bed</i> Learn the dance movements of the song 		
Materials	Student Book, Activity Book, Digital CD, Colored paper		



Teaching Process		Note
Warm Up (5 mins.)	<p><Greeting></p> <ul style="list-style-type: none"> Greet the class and begin with the <i>Title Song</i>. <p>T: Hello everyone. Welcome to Ready, Set, Sing! class. Let's sing and dance <i>Ready, Set, Sing!</i> song together.</p> <ul style="list-style-type: none"> Wave and sing the <i>Hello Song</i>. Ask about the weather and sing the <i>Weather Song</i>. 	<p>Audio Track 02 Digital CD: Dance (Title)</p> <p>Audio Track 03-04</p>
	<p><Listen to the Story – <i>Five in the Bed</i>></p> <ul style="list-style-type: none"> Listen to the story book. Point to the pictures while listening to the story. Play the story animation video in the Digital CD. <p>T: Do you remember the song we learned last time? Let's listen to the story.</p>	<p>Audio Track 05 Digital CD: Story Animation</p> 
Main Activity (20 mins.)	<p><Review the Song – <i>Five in the Bed</i>></p> <ul style="list-style-type: none"> Review the song from the previous lesson. Listen to the song 1 and sing the song together. Show the numbers with your hand when you hear number words. 	<p>Audio Track 06-07</p>
	<p><Dance to the Song – <i>Five in the Bed</i>></p> <ul style="list-style-type: none"> Play the story dance video in the Digital CD. Watch the video first. Go over the dance actions one by one with the class. <p>T: Let's learn the dance movements to the song.</p>	<p>Digital CD: Dance (Story Song)</p> 
	<p><Activity Book p.24></p> <ul style="list-style-type: none"> Let's make a paper dog! 	
Wrap Up (5 mins.)	<p><Review></p> <ul style="list-style-type: none"> Practice counting from 1 to 5. <p><The End></p> <ul style="list-style-type: none"> Tidy up the classroom and sing the <i>Clean Up Song</i> together. Wave and sing the <i>Good-bye Song</i> to say good-bye. 	<p>Audio Track 17-18</p>



Lesson Plan



Week 2 – 1	Song 1 – Play the Game	Theme	Number
Objectives	<ul style="list-style-type: none"> Review the song and story <i>Five in the Bed</i> Sing the <i>Sing & Play Time</i> song. Play the song game – Musical Chairs. 		
Materials	Student Book, Activity Book, Digital CD		




Teaching Process		Note
Warm Up (5 mins.)	<p><Greeting></p> <ul style="list-style-type: none"> Greet the class and begin with the <i>Title Song</i>. <p>T: Hello everyone. Welcome to Ready, Set, Sing! class. Let's sing and dance <i>Ready, Set, Sing!</i> song together.</p> <ul style="list-style-type: none"> Wave and sing the <i>Hello Song</i>. Ask about the weather and sing the <i>Weather Song</i>. 	<p>Audio Track 02 Digital CD: Dance (Title)</p> <p>Audio Track 03-04</p>
Main Activity (20 mins.)	<p><Sing & Play Time – <i>Five in the Bed</i>></p> <ul style="list-style-type: none"> Listen to the narration of the activity. Turn to Student Book p.14-15. Change the number from five to ten and sing the song. <p>T: Let's try counting from 10 to 1. We are going to change the song from 10 and sing!</p>	<p>Audio Track 08 Online Materials: Script</p> 
	<p><Play the Game - Musical Chairs></p> <ul style="list-style-type: none"> Turn to Activity Book p.2-3. Go over the Game Actions with the students: stand, walk, sit. Practice the actions before playing the game. Turn to Activity Book p.4-5. Go over the steps of the game with the class. Play the game while singing the song <i>Five in the Bed</i>. 	
	<p><Activity Book p.6-7></p> <ul style="list-style-type: none"> Match the pictures! Find the pictures! 	
Wrap Up (5 mins.)	<p><Review></p> <ul style="list-style-type: none"> Practice counting from 1 to 5. <p><The End></p> <ul style="list-style-type: none"> Tidy up the classroom and sing the <i>Clean Up Song</i> together. Wave and sing the <i>Good-bye Song</i> to say good-bye. 	<p>Audio Track 17-18</p>



Lesson Plan



Week 2 – 2	Song 2 – Introduction to the Story	Theme	Number
Objectives	<ul style="list-style-type: none"> Learn to count from 6 to 10 Learn the song <i>Ten Little Indians</i> Learn the story words (six, seven, eight, nine, ten) 		
Materials	Student Book, Activity Book, Digital CD		




Teaching Process		Note
Warm Up (5 mins.)	<p><Greeting></p> <ul style="list-style-type: none"> Greet the class and begin with the <i>Title Song</i>. <p>T: Hello everyone. Welcome to Ready, Set, Sing! class. Let's sing and dance <i>Ready, Set, Sing!</i> song together.</p> <ul style="list-style-type: none"> Wave and sing the <i>Hello Song</i>. Ask about the weather and sing the <i>Weather Song</i>. 	<p>Audio Track 02 Digital CD: Dance (Title)</p> <p>Audio Track 03-04</p>
Main Activity (20 mins.)	<p><Book Cover Talk – <i>Ten Little Indians</i>></p> <ul style="list-style-type: none"> Show the cover of the book and discuss it with the class. Tell the class that the song is about ten children. Encourage the class to repeat the words after you. <p>T: Let's look at the cover. There are ten children. They are singing and dancing like Indians.</p> <p>T: Let's count the children together. 1, 2, 3, 4, 5,6,7,8,9,10! There are 10 children!</p> <p>T: The title of this story is "Ten Little Indians."</p>	<p>Student Book</p> 
	<p><Picture Walking – <i>Ten Little Indians</i>></p> <ul style="list-style-type: none"> Turn to story page (p.2-11). Talk about the picture with the class. <p>T: Look at this picture. Let's count the children. Can you count the girls in the picture? How about boys? Can you point to the girl wearing yellow?</p>	
	<p><Sing the Song – <i>Ten Little Indians</i>></p> <ul style="list-style-type: none"> Listen to the song 2 and learn the song together. Play the song animation video in the Digital CD. Show the numbers with your hand when you hear number words. 	<p>Audio Track 10 Digital CD: Song Animation</p> 
	<p><Activity Book p.17></p> <ul style="list-style-type: none"> Trace the words! (6~10) 	
Wrap Up (5 mins.)	<p><Review></p> <ul style="list-style-type: none"> Practice counting from 1 to 10. <p><The End></p> <ul style="list-style-type: none"> Tidy up the classroom and sing the <i>Clean Up Song</i> together. Wave and sing the <i>Good-bye Song</i> to say good-bye. 	<p>Audio Track 17-18</p>



Lesson Plan



Week 3 – 1	Song 2 – Sing and Dance	Theme	Number
Objectives	<ul style="list-style-type: none"> Review the song <i>Ten Little Indians</i> Listen to the story <i>Ten Little Indians</i> Learn the dance movements of the song 		
Materials	Student Book, Activity Book, Digital CD, Flash cards, Toy hammer		



Teaching Process		Note
Warm Up (5 mins.)	<p><Greeting></p> <ul style="list-style-type: none"> Greet the class and begin with the <i>Title Song</i>. <p>T: Hello everyone. Welcome to Ready, Set, Sing! class. Let's sing and dance <i>Ready, Set, Sing!</i> song together.</p> <ul style="list-style-type: none"> Wave and sing the <i>Hello Song</i>. Ask about the weather and sing the <i>Weather Song</i>. 	<p>Audio Track 02 Digital CD: Dance (Title)</p> <p>Audio Track 03-04</p>
	<p><Listen to the Story – <i>Ten Little Indians</i>></p> <ul style="list-style-type: none"> Listen to the story book. Point to the pictures while listening to the story. Play the story animation video in the Digital CD. <p>T: Do you remember the song we learned last time? Let's listen to the story.</p>	<p>Audio Track 09 Digital CD: Story Animation</p> 
Main Activity (20 mins.)	<p><Review the Song – <i>Ten Little Indians</i>></p> <ul style="list-style-type: none"> Review the song from the previous lesson. Listen to the song 2 and sing the song together. Show the numbers with your hand when you hear number words. 	<p>Audio Track 10-11</p>
	<p><Dance to the Song – <i>Ten Little Indians</i>></p> <ul style="list-style-type: none"> Play the story dance video in the Digital CD. Watch the video first. Go over the dance actions one by one with the class. <p>T: Let's learn the dance movements to the song.</p>	<p>Digital CD: Dance (Story Song)</p> 
	<p><Play the Game - Word Smash></p> <ul style="list-style-type: none"> Prepare the flash cards: one, two, three, four, five. Using the cards, review counting from 1 to 5 with the class. Spread out the cards on the floor. Teacher calls out a number on the card. Child hits the correct number card with the toy hammer. 	<p>Online Materials: Flash Cards</p> <p>Toy Hammer </p>
Wrap Up (5 mins.)	<p><Review></p> <ul style="list-style-type: none"> Practice counting from 1 to 10. <p><The End></p> <ul style="list-style-type: none"> Tidy up the classroom and sing the <i>Clean Up Song</i> together. Wave and sing the <i>Good-bye Song</i> to say good-bye. 	<p>Audio Track 17-18</p>



Lesson Plan



Week 3 – 2	Song 2 – Make the Craft	Theme	Number
Objectives	<ul style="list-style-type: none"> Review the song and story <i>Ten Little Indians</i> Sing the <i>Sing & Play Time</i> song. Make the song craft – Indian Gloves. 		
Materials	Student Book, Activity Book, Digital CD, Template, Craft Materials		



Teaching Process		Note
Warm Up (5 mins.)	<p><Greeting></p> <ul style="list-style-type: none"> Greet the class and begin with the <i>Title Song</i>. <p>T: Hello everyone. Welcome to Ready, Set, Sing! class. Let's sing and dance <i>Ready, Set, Sing!</i> song together.</p> <ul style="list-style-type: none"> Wave and sing the <i>Hello Song</i>. Ask about the weather and sing the <i>Weather Song</i>. 	<p>Audio Track 02 Digital CD: Dance (Title)</p> <p>Audio Track 03-04</p>
Main Activity (20 mins.)	<p><Make the Craft - Indian Gloves></p> <ul style="list-style-type: none"> Turn to Activity Book p.8-9. Go over the Craft Materials with the students: 2 small gloves, Indian pictures, double-sided tape. Prepare the materials before starting. <ul style="list-style-type: none"> Turn to Activity Book p.10-11. Go over the steps of the project with the class. Make the craft. 	<p>Audio Track 12 Online Materials: Script</p>  
	<p><Sing & Play Time – <i>Ten Little Indians</i>></p> <ul style="list-style-type: none"> Listen to the narration of the activity. Turn to Student Book p.12-13. Wear the Indian gloves and sing. <p>T: Let's wear the Indian gloves we made! Can you count 1 to 10 with your fingers?</p>	
	<p><Activity Book p.12-13></p> <ul style="list-style-type: none"> Circle what you need! What comes next? 	
Wrap Up (5 mins.)	<p><Review></p> <ul style="list-style-type: none"> Practice counting from 1 to 10. <p><The End></p> <ul style="list-style-type: none"> Tidy up the classroom and sing the <i>Clean Up Song</i> together. Wave and sing the <i>Good-bye Song</i> to say good-bye. 	<p>Audio Track 17-18</p>



Lesson Plan



Week 4 – 1	Song 3 – Number Song	Theme	Number
Objectives	<ul style="list-style-type: none"> Learn the <i>Number Song</i> Review counting from 1 to 10 Review song and story <i>Five in the Bed</i> 		
Materials	Student Book, Activity Book, Digital CD, Dice		



Teaching Process		Note
Warm Up (5 mins.)	<p><Greeting></p> <ul style="list-style-type: none"> Greet the class and begin with the <i>Title Song</i>. <p>T: Hello everyone. Welcome to Ready, Set, Sing! class. Let's sing and dance <i>Ready, Set, Sing!</i> song together.</p> <ul style="list-style-type: none"> Wave and sing the <i>Hello Song</i>. Ask about the weather and sing the <i>Weather Song</i>. 	<p>Audio Track 02 Digital CD: Dance (Title)</p> <p>Audio Track 03-04</p>
	<p><Review – <i>Five in the Bed</i>></p> <ul style="list-style-type: none"> Listen to the story book. Listen to the song 1 and sing the song together. Play the song & story animation video in the Digital CD. Play the story dance video and dance together. 	Audio Track 05-08
Main Activity (20 mins.)	<p><Learn the Song – <i>Number Song</i>></p> <ul style="list-style-type: none"> Review counting from 1 to 10. Listen to the <i>Number Song</i> and sing the song together. Show the numbers with your hand when you hear number words. 	<p>Audio Track 13-14</p> 
	<p><Play the Game – Number Board Game></p> <ul style="list-style-type: none"> Turn to Activity Book p.18-19 Take turns rolling the dice. Move along the game board according to the number on the dice. Ask the child who rolled the dice to say the number on the space he/she landed. <p>T: How many? C: Five!</p> <p>** Review the numbers with flash cards before playing the game.</p>	
	<p>T: How many? C: Five!</p> <p>** Review the numbers with flash cards before playing the game.</p>	
Wrap Up (5 mins.)	<p><Review></p> <ul style="list-style-type: none"> Practice counting from 1 to 5. <p><The End></p> <ul style="list-style-type: none"> Tidy up the classroom and sing the <i>Clean Up Song</i> together. Wave and sing the <i>Good-bye Song</i> to say good-bye. 	Audio Track 17-18



Lesson Plan



Week 4 – 2	Song 4 – Five Little Monkeys	Theme	Number
Objectives	<ul style="list-style-type: none"> Learn the song <i>Five Little Monkeys</i> Review counting from 1 to 10 Review song and story <i>Ten Little Indians</i> 		
Materials	Student Book, Activity Book, Digital CD		

Teaching Process		Note
Warm Up (5 mins.)	<p><Greeting></p> <ul style="list-style-type: none"> Greet the class and begin with the <i>Title Song</i>. <p>T: Hello everyone. Welcome to Ready, Set, Sing! class. Let's sing and dance <i>Ready, Set, Sing!</i> song together.</p> <ul style="list-style-type: none"> Wave and sing the <i>Hello Song</i>. Ask about the weather and sing the <i>Weather Song</i>. 	<p>Audio Track 02 Digital CD: Dance (Title)</p> <p>Audio Track 03-04</p>
Main Activity (20 mins.)	<p><Review – <i>Ten Little Indians</i>></p> <ul style="list-style-type: none"> Listen to the story book. Listen to the song 2 and sing the song together. Play the song & story animation video in the Digital CD. Play the story dance video and dance together. 	<p>Audio Track 09-12</p>
	<p><Learn the Song – <i>Five Little Monkeys</i>></p> <ul style="list-style-type: none"> Review counting from 1 to 10. Listen to the <i>Five Little Monkeys</i> and sing the song together. Show the numbers with your hand when you hear number words. <p>Turn to Activity Book p.20-21 Sing and color!</p>	<p>Audio Track 15-16</p> 
	<p><Activity Book p.22-23></p> <ul style="list-style-type: none"> Put on the stickers! Connect the dots! 	
Wrap Up (5 mins.)	<p><Review></p> <ul style="list-style-type: none"> Practice counting from 1 to 10. <p><The End></p> <ul style="list-style-type: none"> Tidy up the classroom and sing the <i>Clean Up Song</i> together. Wave and sing the <i>Good-bye Song</i> to say good-bye. 	<p>Audio Track 17-18</p>