






Monthly Plan



Theme	Nature
Book	  
Key Words	mountain, flower, cloud, sun, star, sky
Main Activities	<Game> Pass the Balls <Craft> Starscope





Lesson	Lesson 1	Lesson 2
1st Week	Song 1 – Introduction to the Story <ul style="list-style-type: none"> Learn the nature words Learn the song <i>I Love the Mountains</i> Learn the story words (mountain, flower, cloud, sun) 	Song 1 – Sing and Dance <ul style="list-style-type: none"> Review the song <i>I Love the Mountains</i> Listen to the story <i>I Love the Mountains</i> Learn the dance movements of the song
2nd Week	Song 1 – Play the Game <ul style="list-style-type: none"> Review the song and story <i>I Love the Mountains</i> Sing the <i>Sing & Play Time</i> song. Play the song game – Pass the Balls 	Song 2 – Introduction to the Story <ul style="list-style-type: none"> Learn the nature words Learn the song <i>Twinkle, Twinkle, Little Star</i> Learn the story words (star, sky)
3rd Week	Song 2 – Sing and Dance <ul style="list-style-type: none"> Review the song <i>Twinkle, Twinkle, Little Star</i> Listen to the story <i>Twinkle, Twinkle, Little Star</i> Learn the dance movements of the song 	Song 2 – Make the Craft <ul style="list-style-type: none"> Review the song and story <i>Twinkle, Twinkle, Little Star</i> Sing the <i>Sing & Play Time</i> song. Make the song craft – Starscope
4th Week	Song 3 – Nature Song <ul style="list-style-type: none"> Learn the <i>Nature Song</i> Review nature words Review song and story <i>I Love the Mountains</i> 	Song 4 – Rain, Rain, Go Away <ul style="list-style-type: none"> Learn the song <i>Rain, Rain, Go Away</i> Review nature words Review song and story <i>Twinkle, Twinkle, Little Star</i>



Lesson Plan



Week 1 – 1	Song 1 – Introduction to the Story	Theme	Nature
Objectives	<ul style="list-style-type: none"> Learn the nature words Learn the song <i>I Love the Mountains</i> Learn the story words (mountain, flower, cloud, sun) 		
Materials	Student Book, Activity Book, Digital CD		




Teaching Process		Note
Warm Up (5 mins.)	<p><Greeting></p> <ul style="list-style-type: none"> Greet the class and begin with the <i>Title Song</i>. <p>T: Hello everyone. Welcome to Ready, Set, Sing! class. Let's sing and dance <i>Ready, Set, Sing!</i> song together.</p> <ul style="list-style-type: none"> Wave and sing the <i>Hello Song</i>. Ask about the weather and sing the <i>Weather Song</i>. 	<p>Audio Track 02 Digital CD: Dance (Title)</p>  <p>Audio Track 03-04</p>
Main Activity (20 mins.)	<p><Book Cover Talk – <i>I Love the Mountains</i>></p> <ul style="list-style-type: none"> Show the cover of the book and discuss it with the class. Tell the class that the song is about nature. Encourage the class to repeat the words after you. <p>T: Let's look at the cover. What do you see? I see a boy! (elephant, hill, butterfly, sky)</p> <p>T: Can you find the green hills? Can you point the blue sky?</p> <p>T: The title of this story is "I Love the Mountains."</p>	<p>Student Book</p> 
	<p><Picture Walking – <i>I Love the Mountains</i>></p> <ul style="list-style-type: none"> Turn to story page (p.2-13). Talk about the picture with the class. <p>T: Look at this picture. The boy and the elephant are playing together. Point to the mountains! Point to the rolling hills! The boy and the elephant looks happy.</p>	
	<p><Sing the Song – <i>I Love the Mountains</i>></p> <ul style="list-style-type: none"> Listen to the song 1 and learn the song together. Play the song animation video in the Digital CD. Try to sing the song in a loud voice. 	<p>Audio Track 06 Digital CD: Song Animation</p> 
	<p><Activity Book p.16></p> <ul style="list-style-type: none"> Trace the words! (mountain, flower, cloud) 	
Wrap Up (5 mins.)	<p><Review></p> <ul style="list-style-type: none"> Practice the nature words. <p><The End></p> <ul style="list-style-type: none"> Tidy up the classroom and sing the <i>Clean Up Song</i> together. Wave and sing the <i>Good-bye Song</i> to say good-bye. 	<p>Audio Track 17-18</p>



Lesson Plan



Week 1 – 2	Song 1 – Sing and Dance	Theme	Nature
Objectives	<ul style="list-style-type: none"> Review the song <i>I Love the Mountains</i> Listen to the story <i>I Love the Mountains</i> Learn the dance movements of the song 		
Materials	Student Book, Activity Book, Digital CD, Colored paper		



Teaching Process		Note
Warm Up (5 mins.)	<p><Greeting></p> <ul style="list-style-type: none"> Greet the class and begin with the <i>Title Song</i>. <p>T: Hello everyone. Welcome to Ready, Set, Sing! class. Let's sing and dance <i>Ready, Set, Sing!</i> song together.</p> <ul style="list-style-type: none"> Wave and sing the <i>Hello Song</i>. Ask about the weather and sing the <i>Weather Song</i>. 	<p>Audio Track 02 Digital CD: Dance (Title)</p> <p>Audio Track 03-04</p>
Main Activity (20 mins.)	<p><Listen to the Story – <i>I Love the Mountains</i>></p> <ul style="list-style-type: none"> Listen to the story book. Point to the pictures while listening to the story. Play the story animation video in the Digital CD. <p>T: Do you remember the song we learned last time? Let's listen to the story.</p>	<p>Audio Track 05 Digital CD: Story Animation</p> 
	<p><Review the Song – <i>I Love the Mountains</i>></p> <ul style="list-style-type: none"> Review the song from the previous lesson. Listen to the song 1 and sing the song together. Sing the song in a loud voice. 	<p>Audio Track 06-07</p>
	<p><Dance to the Song – <i>I Love the Mountains</i>></p> <ul style="list-style-type: none"> Play the story dance video in the Digital CD. Watch the video first. Go over the dance actions one by one with the class. <p>T: Let's learn the dance movements to the song.</p>	<p>Digital CD: Dance (Story Song)</p> 
	<p><Activity Book p.24></p> <ul style="list-style-type: none"> Let's make a paper flower! 	
Wrap Up (5 mins.)	<p><Review></p> <ul style="list-style-type: none"> Practice the nature words. <p><The End></p> <ul style="list-style-type: none"> Tidy up the classroom and sing the <i>Clean Up Song</i> together. Wave and sing the <i>Good-bye Song</i> to say good-bye. 	<p>Audio Track 17-18</p>



Lesson Plan



Week 2 – 1	Song 1 – Play the Game	Theme	Nature
Objectives	<ul style="list-style-type: none"> Review the song and story <i>I Love the Mountains</i> Sing the <i>Sing & Play Time</i> song. Play the song game – Pass the Balls 		
Materials	Student Book, Activity Book, Digital CD		




Teaching Process		Note
Warm Up (5 mins.)	<p><Greeting></p> <ul style="list-style-type: none"> Greet the class and begin with the <i>Title Song</i>. <p>T: Hello everyone. Welcome to Ready, Set, Sing! class. Let's sing and dance <i>Ready, Set, Sing!</i> song together.</p> <ul style="list-style-type: none"> Wave and sing the <i>Hello Song</i>. Ask about the weather and sing the <i>Weather Song</i>. 	<p>Audio Track 02 Digital CD: Dance (Title)</p> <p>Audio Track 03-04</p>
Main Activity (20 mins.)	<p><Sing & Play Time – <i>I Love the Mountains</i>></p> <ul style="list-style-type: none"> Listen to the narration of the activity. Turn to Student Book p.14-15. Sing the song in two groups. <p>T: We are going to sing in 2 groups. Let's get into 2 teams.</p>	<p>Audio Track 08 Online Materials: Script</p> 
	<p><Play the Game – Pass the Balls></p> <ul style="list-style-type: none"> Turn to Activity Book p.2-3. Go over the Game Actions with the students: pass, dance, sing. Practice the actions before playing the game. Turn to Activity Book p.4-5. Go over the steps of the game with the class. Play the game while singing the song <i>I Love the Mountains</i>. 	
	<p><Activity Book p.6-7></p> <ul style="list-style-type: none"> Match the pictures! Find the pictures! 	
Wrap Up (5 mins.)	<p><Review></p> <ul style="list-style-type: none"> Practice the nature words. <p><The End></p> <ul style="list-style-type: none"> Tidy up the classroom and sing the <i>Clean Up Song</i> together. Wave and sing the <i>Good-bye Song</i> to say good-bye. 	<p>Audio Track 17-18</p>



Lesson Plan



Week 2 – 2	Song 2 – Introduction to the Story	Theme	Nature
Objectives	<ul style="list-style-type: none"> Learn the nature words Learn the song <i>Twinkle, Twinkle, Little Star</i> Learn the story words (star, sky) 		
Materials	Student Book, Activity Book, Digital CD		




Teaching Process		Note
Warm Up (5 mins.)	<p><Greeting></p> <ul style="list-style-type: none"> Greet the class and begin with the <i>Title Song</i>. <p>T: Hello everyone. Welcome to Ready, Set, Sing! class. Let's sing and dance <i>Ready, Set, Sing!</i> song together.</p> <ul style="list-style-type: none"> Wave and sing the <i>Hello Song</i>. Ask about the weather and sing the <i>Weather Song</i>. 	<p>Audio Track 02 Digital CD: Dance (Title)</p> <p>Audio Track 03-04</p>
Main Activity (20 mins.)	<p><Book Cover Talk – <i>Twinkle, Twinkle, Little Star</i>></p> <ul style="list-style-type: none"> Show the cover of the book and discuss it with the class. Tell the class that the song is about a girl and a star. Encourage the class to repeat the words after you. <p>T: Let's look at the cover. It is night time. There is a yellow star in the sky!</p> <p>T: Can you find a girl and her mom? They are looking at the star.</p> <p>T: The title of this story is "Twinkle, Twinkle, Little Star."</p>	<p>Student Book</p> 
	<p><Picture Walking – <i>Twinkle, Twinkle, Little Star</i>></p> <ul style="list-style-type: none"> Turn to story page (p.2-11). Talk about the picture with the class. <p>T: Look at this picture. It is dark. It is night time. I see a star and a moon. The star is very bright! The girl is pointing at the star. Can you point at the star?</p>	
	<p><Sing the Song – <i>Twinkle, Twinkle, Little Star</i>></p> <ul style="list-style-type: none"> Listen to the song 2 and learn the song together. Play the song animation video in the Digital CD. Try to sing the song in a loud voice. 	<p>Audio Track 10 Digital CD: Song Animation</p> 
	<p><Activity Book p.17></p> <ul style="list-style-type: none"> Trace the words! (sun, star, sky) 	
Wrap Up (5 mins.)	<p><Review></p> <ul style="list-style-type: none"> Practice the nature words. <p><The End></p> <ul style="list-style-type: none"> Tidy up the classroom and sing the <i>Clean Up Song</i> together. Wave and sing the <i>Good-bye Song</i> to say good-bye. 	<p>Audio Track 17-18</p>



Lesson Plan



Week 3 – 1	Song 2 – Sing and Dance	Theme	Nature
Objectives	<ul style="list-style-type: none"> Review the song <i>Twinkle, Twinkle, Little Star</i> Listen to the story <i>Twinkle, Twinkle, Little Star</i> Learn the dance movements of the song 		
Materials	Student Book, Activity Book, Digital CD, Flash cards, Toy hammer		


Teaching Process		Note
Warm Up (5 mins.)	<p><Greeting></p> <ul style="list-style-type: none"> Greet the class and begin with the <i>Title Song</i>. <p>T: Hello everyone. Welcome to Ready, Set, Sing! class. Let's sing and dance <i>Ready, Set, Sing!</i> song together.</p> <ul style="list-style-type: none"> Wave and sing the <i>Hello Song</i>. Ask about the weather and sing the <i>Weather Song</i>. 	<p>Audio Track 02 Digital CD: Dance (Title)</p> <p>Audio Track 03-04</p>
	<p><Listen to the Story – <i>Twinkle, Twinkle, Little Star</i>></p> <ul style="list-style-type: none"> Listen to the story book. Point to the pictures while listening to the story. Play the story animation video in the Digital CD. <p>T: Do you remember the song we learned last time? Let's listen to the story.</p>	<p>Audio Track 09 Digital CD: Story Animation</p> 
Main Activity (20 mins.)	<p><Review the Song – <i>Twinkle, Twinkle, Little Star</i>></p> <ul style="list-style-type: none"> Review the song from the previous lesson. Listen to the song 2 and sing the song together. Sing the song in a loud voice. 	<p>Audio Track 10-11</p>
	<p><Dance to the Song – <i>Twinkle, Twinkle, Little Star</i>></p> <ul style="list-style-type: none"> Play the story dance video in the Digital CD. Watch the video first. Go over the dance actions one by one with the class. <p>T: Let's learn the dance movements to the song.</p>	<p>Digital CD: Dance (Story Song)</p> 
	<p><Play the Game - Word Smash></p> <ul style="list-style-type: none"> Prepare the flash cards. Using the cards, review the words with the class. Spread out the cards on the floor. Teacher calls out a nature word on the card. Child hits the correct card with the toy hammer. 	<p>Online Materials: Flash Cards</p> <p>Toy Hammer </p>
Wrap Up (5 mins.)	<p><Review></p> <ul style="list-style-type: none"> Practice the nature words. <p><The End></p> <ul style="list-style-type: none"> Tidy up the classroom and sing the <i>Clean Up Song</i> together. Wave and sing the <i>Good-bye Song</i> to say good-bye. 	<p>Audio Track 17-18</p>



Lesson Plan



Week 3 – 2	Song 2 – Make the Craft	Theme	Nature
Objectives	<ul style="list-style-type: none"> Review the song and story <i>Twinkle, Twinkle, Little Star</i> Sing the <i>Sing & Play Time</i> song. Make the song craft – Starscope 		
Materials	Student Book, Activity Book, Digital CD, Craft Materials		



Teaching Process		Note
Warm Up (5 mins.)	<p><Greeting></p> <ul style="list-style-type: none"> Greet the class and begin with the <i>Title Song</i>. <p>T: Hello everyone. Welcome to Ready, Set, Sing! class. Let's sing and dance <i>Ready, Set, Sing!</i> song together.</p> <ul style="list-style-type: none"> Wave and sing the <i>Hello Song</i>. Ask about the weather and sing the <i>Weather Song</i>. 	<p>Audio Track 02 Digital CD: Dance (Title)</p> <p>Audio Track 03-04</p>
Main Activity (20 mins.)	<p><Make the Craft - Starscope></p> <ul style="list-style-type: none"> Turn to Activity Book p.8-9. Go over the Craft Materials with the students: 1 toilet paper, 1 colored paper, plastic wrap, star stickers, Scotch tape. Prepare the materials before starting. Turn to Activity Book p.10-11. Go over the steps of the project with the class. Make the craft. 	<p>Audio Track 12 Online Materials: Script</p> 
	<p><Sing & Play Time – <i>Twinkle, Twinkle, Little Star</i>></p> <ul style="list-style-type: none"> Listen to the narration of the activity. Turn to Student Book p.12-13. Sing “Twinkle, Twinkle, Little Star” and “ABC Song” together! <p>T: We are going to sing two songs. Are you ready? Let's start!</p>	
	<p><Activity Book p.12-13></p> <ul style="list-style-type: none"> Circle what you need! Match the pictures! 	
Wrap Up (5 mins.)	<p><Review></p> <ul style="list-style-type: none"> Practice the nature words. <p><The End></p> <ul style="list-style-type: none"> Tidy up the classroom and sing the <i>Clean Up Song</i> together. Wave and sing the <i>Good-bye Song</i> to say good-bye. 	<p>Audio Track 17-18</p>



Lesson Plan



Week 4 – 1	Song 3 – Nature Song	Theme	Nature
Objectives	<ul style="list-style-type: none"> Learn the <i>Nature Song</i> Review the nature words Review song and story <i>I Love the Mountains</i> 		
Materials	Student Book, Activity Book, Digital CD, Dice		



Teaching Process		Note
Warm Up (5 mins.)	<p><Greeting></p> <ul style="list-style-type: none"> Greet the class and begin with the <i>Title Song</i>. <p>T: Hello everyone. Welcome to Ready, Set, Sing! class. Let's sing and dance <i>Ready, Set, Sing!</i> song together.</p> <ul style="list-style-type: none"> Wave and sing the <i>Hello Song</i>. Ask about the weather and sing the <i>Weather Song</i>. 	<p>Audio Track 02 Digital CD: Dance (Title)</p> <p>Audio Track 03-04</p>
	<p><Review – <i>I Love the Mountains</i>></p> <ul style="list-style-type: none"> Listen to the story book. Listen to the song 1 and sing the song together. Play the song & story animation video in the Digital CD. Play the story dance video and dance together. 	Audio Track 05-08
Main Activity (20 mins.)	<p><Learn the Song – <i>Nature Song</i>></p> <ul style="list-style-type: none"> Review the nature words. Listen to the <i>Nature Song</i> and sing the song together. Point to the nature pictures in the book. <ul style="list-style-type: none"> Turn to Activity Book p.14-15 Sing and stick! 	<p>Audio Track 13-14</p> 
	<p><Play the Game – Nature Board Game></p> <ul style="list-style-type: none"> Turn to Activity Book p.18-19 Take turns rolling the dice. Move along the game board according to the number on the dice. Ask the child who rolled the dice to say the nature word on the space he/she landed. <p>T: What do you see? C: I see the sun!</p> <p>** Review the words with flash cards before playing the game.</p>	
Wrap Up (5 mins.)	<p><Review></p> <ul style="list-style-type: none"> Practice the nature words. <p><The End></p> <ul style="list-style-type: none"> Tidy up the classroom and sing the <i>Clean Up Song</i> together. Wave and sing the <i>Good-bye Song</i> to say good-bye. 	Audio Track 17-18



Lesson Plan



Week 4 – 2	Song 4 – Rain, Rain, Go Away	Theme	Nature
Objectives	<ul style="list-style-type: none"> Learn the song <i>Rain, Rain, Go Away</i> Review the nature words Review song and story <i>Twinkle, Twinkle, Little Star</i> 		
Materials	Student Book, Activity Book, Digital CD		

Teaching Process		Note
Warm Up (5 mins.)	<p><Greeting></p> <ul style="list-style-type: none"> Greet the class and begin with the <i>Title Song</i>. <p>T: Hello everyone. Welcome to Ready, Set, Sing! class. Let's sing and dance <i>Ready, Set, Sing!</i> song together.</p> <ul style="list-style-type: none"> Wave and sing the <i>Hello Song</i>. Ask about the weather and sing the <i>Weather Song</i>. 	<p>Audio Track 02 Digital CD: Dance (Title)</p> <p>Audio Track 03-04</p>
Main Activity (20 mins.)	<p><Review – <i>Twinkle, Twinkle, Little Star</i>></p> <ul style="list-style-type: none"> Listen to the story book. Listen to the song 2 and sing the song together. Play the song & story animation video in the Digital CD. Play the story dance video and dance together. 	<p>Audio Track 09-12</p>
	<p><Learn the Song – <i>Rain, Rain, Go Away</i>></p> <ul style="list-style-type: none"> Review the nature words. Listen to the <i>Rain, Rain, Go Away</i> and sing the song together. Sing in a loud voice. <p>Turn to Activity Book p.20-21 Sing and color!</p>	<p>Audio Track 15-16</p> 
	<p><Activity Book p.22-23></p> <ul style="list-style-type: none"> Fold and say aloud! Connect the dots! 	
Wrap Up (5 mins.)	<p><Review></p> <ul style="list-style-type: none"> Practice the nature words. <p><The End></p> <ul style="list-style-type: none"> Tidy up the classroom and sing the <i>Clean Up Song</i> together. Wave and sing the <i>Good-bye Song</i> to say good-bye. 	<p>Audio Track 17-18</p>