



Monthly Plan



Theme	Food
Book	  
Key Words	muffin, cookie, popcorn, ice cream
Main Activities	<Game> Who Am I?
	<Craft> Clay Cookies




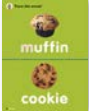
Lesson Week	Lesson 1	Lesson 2
	1st Week	<p>Song 1 – Introduction to the Story</p> <ul style="list-style-type: none"> Learn the food words Learn the song <i>Do You Know the Muffin Man?</i> Learn the story words (muffin, popcorn, cookie)
2nd Week	<p>Song 1 – Play the Game</p> <ul style="list-style-type: none"> Review the song and story <i>Do You Know the Muffin Man?</i> Sing the <i>Sing & Play Time</i> song Play the song game – Who Am I? 	<p>Song 2 – Introduction to the Story</p> <ul style="list-style-type: none"> Learn the food words Learn the song <i>Who Took the Cookies from the Cookie Jar?</i> Learn the story words (cookie)
3rd Week	<p>Song 2 – Sing and Dance</p> <ul style="list-style-type: none"> Review the song <i>Who Took the Cookies from the Cookie Jar?</i> Listen to the story <i>Who Took the Cookies from the Cookie Jar?</i> Learn the dance movements of the song 	<p>Song 2 – Make the Craft</p> <ul style="list-style-type: none"> Review the song and story <i>Who Took the Cookies from the Cookie Jar?</i> Sing the <i>Sing & Play Time</i> song. Make the song craft – Clay Cookies
4th Week	<p>Song 3 – Food Song</p> <ul style="list-style-type: none"> Learn the <i>Food Song</i> Review food words Review song and story <i>Do You Know the Muffin Man?</i> 	<p>Song 4 – Pat a Cake</p> <ul style="list-style-type: none"> Learn the song <i>Pat a Cake</i> Review food words Review song and story <i>Who Took the Cookies from the Cookie Jar?</i>



Lesson Plan



Week 1 – 1	Song 1 – Introduction to the Story	Theme	Food
Objectives	<ul style="list-style-type: none"> Learn the food words Learn the song <i>Do You Know the Muffin Man?</i> Learn the story words (muffin, popcorn, ice cream) 		
Materials	Student Book, Activity Book, Digital CD		




Teaching Process		Note
Warm Up (5 mins.)	<p><Greeting></p> <ul style="list-style-type: none"> Greet the class and begin with the <i>Title Song</i>. <p>T: Hello everyone. Welcome to Ready, Set, Sing! class. Let's sing and dance <i>Ready, Set, Sing!</i> song together.</p> <ul style="list-style-type: none"> Wave and sing the <i>Hello Song</i>. Ask about the weather and sing the <i>Weather Song</i>. 	<p>Audio Track 02 Digital CD: Dance (Title)</p>  <p>Audio Track 03-04</p>
Main Activity (20 mins.)	<p><Book Cover Talk – <i>Do You Know the Muffin Man?</i>></p> <ul style="list-style-type: none"> Show the cover of the book and discuss it with the class. Tell the class that the song is about finding someone. Encourage the class to repeat the words after you. <p>T: Let's look at the cover. I see the muffin man! Muffin man is fat.</p> <p>T: How many muffins do you see? Do you like muffins?</p> <p>T: The title of this story is "<i>Do You Know the Muffin Man?</i>"</p>	<p>Student Book</p> 
	<p><Picture Walking – <i>Do You Know the Muffin Man?</i>></p> <ul style="list-style-type: none"> Turn to story page (p.2-13). Talk about the picture with the class. <p>T: Look at this picture. Girl is wearing a red dress. How many muffins do you see? I see five muffins! Woman is wearing a green dress.</p>	
	<p><Sing the Song – <i>Do You Know the Muffin Man?</i>></p> <ul style="list-style-type: none"> Listen to the song 1 and learn the song together. Play the song animation video in the Digital CD. Try to sing in a loud voice. 	<p>Audio Track 06 Digital CD: Song Animation</p> 
	<p><Activity Book p.16></p> <ul style="list-style-type: none"> Trace the words! (muffin, cookie) 	
Wrap Up (5 mins.)	<p><Review></p> <ul style="list-style-type: none"> Practice the food words. <p><The End></p> <ul style="list-style-type: none"> Tidy up the classroom and sing the <i>Clean Up Song</i> together. Wave and sing the <i>Good-bye Song</i> to say good-bye. 	<p>Audio Track 17-18</p>



Lesson Plan



Week 1 – 2	Song 1 – Sing and Dance	Theme	Food
Objectives	<ul style="list-style-type: none"> Review the song <i>Do You Know the Muffin Man?</i> Listen to the story <i>Do You Know the Muffin Man?</i> Learn the dance movements of the song 		
Materials	Student Book, Activity Book, Digital CD, Colored paper		



Teaching Process		Note
Warm Up (5 mins.)	<p><Greeting></p> <ul style="list-style-type: none"> Greet the class and begin with the <i>Title Song</i>. <p>T: Hello everyone. Welcome to Ready, Set, Sing! class. Let's sing and dance <i>Ready, Set, Sing!</i> song together.</p> <ul style="list-style-type: none"> Wave and sing the <i>Hello Song</i>. Ask about the weather and sing the <i>Weather Song</i>. 	<p>Audio Track 02 Digital CD: Dance (Title)</p> <p>Audio Track 03-04</p>
	<p><Listen to the Story – <i>Do You Know the Muffin Man?</i>></p> <ul style="list-style-type: none"> Listen to the story book. Point to the pictures while listening to the story. Play the story animation video in the Digital CD. <p>T: Do you remember the song we learned last time? Let's listen to the story.</p>	<p>Audio Track 05 Digital CD: Story Animation</p> 
Main Activity (20 mins.)	<p><Review the Song – <i>Do You Know the Muffin Man?</i>></p> <ul style="list-style-type: none"> Review the song from the previous lesson. Listen to the song 1 and sing the song together. Sing with a loud voice. 	<p>Audio Track 06-07</p>
	<p><Dance to the Song – <i>Do You Know the Muffin Man?</i>></p> <ul style="list-style-type: none"> Play the story dance video in the Digital CD. Watch the video first. Go over the dance actions one by one with the class. <p>T: Let's learn the dance movements to the song.</p>	<p>Digital CD: Dance (Story Song)</p> 
	<p><Activity Book p.24></p> <ul style="list-style-type: none"> Let's make a paper ice cream! 	
Wrap Up (5 mins.)	<p><Review></p> <ul style="list-style-type: none"> Practice the food words. <p><The End></p> <ul style="list-style-type: none"> Tidy up the classroom and sing the <i>Clean Up Song</i> together. Wave and sing the <i>Good-bye Song</i> to say good-bye. 	<p>Audio Track 17-18</p>



Lesson Plan



Week 2 – 1	Song 1 – Play the Game	Theme	Food
Objectives	<ul style="list-style-type: none"> Review the song and story <i>Do You Know the Muffin Man?</i> Sing the <i>Sing & Play Time</i> song Play the song game – Who Am I? 		
Materials	Student Book, Activity Book, Digital CD		




Teaching Process		Note
Warm Up (5 mins.)	<p><Greeting></p> <ul style="list-style-type: none"> Greet the class and begin with the <i>Title Song</i>. <p>T: Hello everyone. Welcome to Ready, Set, Sing! class. Let's sing and dance <i>Ready, Set, Sing!</i> song together.</p> <ul style="list-style-type: none"> Wave and sing the <i>Hello Song</i>. Ask about the weather and sing the <i>Weather Song</i>. 	<p>Audio Track 02 Digital CD: Dance (Title)</p> <p>Audio Track 03-04</p>
Main Activity (20 mins.)	<p><Sing & Play Time – <i>Do You Know the Muffin Man?</i>></p> <ul style="list-style-type: none"> Listen to the narration of the activity. Turn to Student Book p.14-15. Let's sing and move to the song. <p>T: Let's make some motions and move to the song!</p>	<p>Audio Track 08 Online Materials: Script</p> 
	<p><Play the Game – Who Am I?></p> <ul style="list-style-type: none"> Turn to Activity Book p.2-3. Go over the Game Actions with the students: tip toe, hug, ask. Practice the actions before playing the game. Turn to Activity Book p.4-5. Go over the steps of the game with the class. Play the game while singing the song <i>Do You Know the Muffin Man?</i>. 	
	<p><Activity Book p.6-7></p> <ul style="list-style-type: none"> Match the pictures! Find the pictures! 	
Wrap Up (5 mins.)	<p><Review></p> <ul style="list-style-type: none"> Practice the food words. <p><The End></p> <ul style="list-style-type: none"> Tidy up the classroom and sing the <i>Clean Up Song</i> together. Wave and sing the <i>Good-bye Song</i> to say good-bye. 	<p>Audio Track 17-18</p>



Lesson Plan



Week 2 – 2	Song 2 – Introduction to the Story	Theme	Food
Objectives	<ul style="list-style-type: none"> Learn the food words Learn the song <i>Who Took the Cookies from the Cookie Jar?</i> Learn the story words (cookie) 		
Materials	Student Book, Activity Book, Digital CD		




Teaching Process		Note
Warm Up (5 mins.)	<p><Greeting></p> <ul style="list-style-type: none"> Greet the class and begin with the <i>Title Song</i>. <p>T: Hello everyone. Welcome to Ready, Set, Sing! class. Let's sing and dance <i>Ready, Set, Sing!</i> song together.</p> <ul style="list-style-type: none"> Wave and sing the <i>Hello Song</i>. Ask about the weather and sing the <i>Weather Song</i>. 	<p>Audio Track 02 Digital CD: Dance (Title)</p> <p>Audio Track 03-04</p>
Main Activity (20 mins.)	<p><Book Cover Talk – <i>Who Took the Cookies from the Cookie Jar?</i>></p> <ul style="list-style-type: none"> Show the cover of the book and discuss it with the class. Tell the class that the song is about the missing cookie. Encourage the class to repeat the words after you. <p>T: Let's look at the cover. I see a girl. Girl looks sad.</p> <p>T: Girl is sad because someone took the cookie. Do you like cookies?</p> <p>T: The title of this story is "<i>Who Took the Cookies from the Cookie Jar?</i>"</p>	<p>Student Book</p> 
	<p><Picture Walking – <i>Who Took the Cookies from the Cookie Jar?</i>></p> <ul style="list-style-type: none"> Turn to story page (p.2-11). Talk about the picture with the class. <p>T: Look at this picture. There are two kids. They are in the classroom. Can you find the cookie jar? Look! Cookie jar is empty!</p>	
	<p><Sing the Song – <i>Who Took the Cookies from the Cookie Jar?</i>></p> <ul style="list-style-type: none"> Listen to the song 2 and learn the song together. Play the song animation video in the Digital CD. Sing the song in a loud voice. 	<p>Audio Track 10 Digital CD: Song Animation</p> 
	<p><Activity Book p.17></p> <ul style="list-style-type: none"> Trace the words! (popcorn, ice cream) 	
Wrap Up (5 mins.)	<p><Review></p> <ul style="list-style-type: none"> Practice the food words. <p><The End></p> <ul style="list-style-type: none"> Tidy up the classroom and sing the <i>Clean Up Song</i> together. Wave and sing the <i>Good-bye Song</i> to say good-bye. 	<p>Audio Track 17-18</p>



Lesson Plan



Week 3 – 1	Song 2 – Sing and Dance	Theme	Food
Objectives	<ul style="list-style-type: none"> Review the song <i>Who Took the Cookies from the Cookie Jar?</i> Listen to the story <i>Who Took the Cookies from the Cookie Jar?</i> Learn the dance movements of the song 		
Materials	Student Book, Activity Book, Digital CD, Flash cards, Toy hammer		



Teaching Process		Note
Warm Up (5 mins.)	<p><Greeting></p> <ul style="list-style-type: none"> Greet the class and begin with the <i>Title Song</i>. <p>T: Hello everyone. Welcome to Ready, Set, Sing! class. Let's sing and dance <i>Ready, Set, Sing!</i> song together.</p> <ul style="list-style-type: none"> Wave and sing the <i>Hello Song</i>. Ask about the weather and sing the <i>Weather Song</i>. 	<p>Audio Track 02 Digital CD: Dance (Title)</p> <p>Audio Track 03-04</p>
	<p><Listen to the Story – <i>Who Took the Cookies from the Cookie Jar?</i>></p> <ul style="list-style-type: none"> Listen to the story book. Point to the pictures while listening to the story. Play the story animation video in the Digital CD. <p>T: Do you remember the song we learned last time? Let's listen to the story.</p>	<p>Audio Track 09 Digital CD: Story Animation</p> 
Main Activity (20 mins.)	<p><Review the Song – <i>Who Took the Cookies from the Cookie Jar?</i>></p> <ul style="list-style-type: none"> Review the song from the previous lesson. Listen to the song 2 and sing the song together. Sing the song in a loud voice. 	<p>Audio Track 10-11</p>
	<p><Dance to the Song – <i>Who Took the Cookies from the Cookie Jar?</i>></p> <ul style="list-style-type: none"> Play the story dance video in the Digital CD. Watch the video first. Go over the dance actions one by one with the class. <p>T: Let's learn the dance movements to the song.</p>	<p>Digital CD: Dance (Story Song)</p> 
	<p><Play the Game - Word Smash></p> <ul style="list-style-type: none"> Prepare the flash cards Using the cards, review the words with the class. Spread out the cards on the floor. Teacher calls out a food on the card. Child hits the correct card with the toy hammer. 	<p>Online Materials: Flash Cards</p> <p>Toy Hammer </p>
Wrap Up (5 mins.)	<p><Review></p> <ul style="list-style-type: none"> Practice the food words. <p><The End></p> <ul style="list-style-type: none"> Tidy up the classroom and sing the <i>Clean Up Song</i> together. Wave and sing the <i>Good-bye Song</i> to say good-bye. 	<p>Audio Track 17-18</p>



Lesson Plan



Week 3 – 2	Song 2 – Make the Craft	Theme	Food
Objectives	<ul style="list-style-type: none"> Review the song and story <i>Who Took the Cookies from the Cookie Jar?</i> Sing the <i>Sing & Play Time</i> song. Make the song craft – Clay Cookies 		
Materials	Student Book, Activity Book, Digital CD, Craft Materials		



Teaching Process		Note
Warm Up (5 mins.)	<p><Greeting></p> <ul style="list-style-type: none"> Greet the class and begin with the <i>Title Song</i>. <p>T: Hello everyone. Welcome to Ready, Set, Sing! class. Let's sing and dance <i>Ready, Set, Sing!</i> song together.</p> <ul style="list-style-type: none"> Wave and sing the <i>Hello Song</i>. Ask about the weather and sing the <i>Weather Song</i>. 	<p>Audio Track 02 Digital CD: Dance (Title)</p> <p>Audio Track 03-04</p>
	<p><Make the Craft – Hand Pointers></p> <ul style="list-style-type: none"> Turn to Activity Book p.8-9. Go over the Craft Materials with the students: brown clay, different colors of clay Prepare the materials before starting. Turn to Activity Book p.10-11. Go over the steps of the project with the class. Make the craft. 	
Main Activity (20 mins.)	<p><Sing & Play Time – <i>Who Took the Cookies from the Cookie Jar?</i>></p> <ul style="list-style-type: none"> Listen to the narration of the activity. Turn to Student Book p.12-13. Sing in a loud voice. <p>T: Let's pat and clap. Let's clap with your friend.</p>	<p>Audio Track 12 Online Materials: Script</p> 
	<p><Activity Book p.12-13></p> <ul style="list-style-type: none"> Circle what you need! Look and stick! 	
Wrap Up (5 mins.)	<p><Review></p> <ul style="list-style-type: none"> Practice the food words. <p><The End></p> <ul style="list-style-type: none"> Tidy up the classroom and sing the <i>Clean Up Song</i> together. Wave and sing the <i>Good-bye Song</i> to say good-bye. 	<p>Audio Track 17-18</p>



Lesson Plan



Week 4 – 1	Song 3 – Food Song	Theme	Food
Objectives	<ul style="list-style-type: none"> Learn the <i>Food Song</i> Review food words Review song and story <i>Do You Know the Muffin Man?</i> 		
Materials	Student Book, Activity Book, Digital CD		



Teaching Process		Note
Warm Up (5 mins.)	<p><Greeting></p> <ul style="list-style-type: none"> Greet the class and begin with the <i>Title Song</i>. <p>T: Hello everyone. Welcome to Ready, Set, Sing! class. Let's sing and dance <i>Ready, Set, Sing!</i> song together.</p> <ul style="list-style-type: none"> Wave and sing the <i>Hello Song</i>. Ask about the weather and sing the <i>Weather Song</i>. 	<p>Audio Track 02 Digital CD: Dance (Title)</p> <p>Audio Track 03-04</p>
	<p><Review – <i>Do You Know the Muffin Man?</i>></p> <ul style="list-style-type: none"> Listen to the story book. Listen to the song 1 and sing the song together. Play the song & story animation video in the Digital CD. Play the story dance video and dance together. 	Audio Track 05-08
Main Activity (20 mins.)	<p><Learn the Song – <i>Food Song</i>></p> <ul style="list-style-type: none"> Review food words. Listen to the <i>Food Song</i> and sing the song together. Point to the food pictures in the book. <p>Turn to Activity Book p.14-15 Sing and stick!</p>	<p>Audio Track 13-14</p> 
	<p><Play the Game – Food Board Game></p> <ul style="list-style-type: none"> Turn to Activity Book p.18-19 Take turns rolling the dice. Move along the game board according to the number on the dice. Ask the child who rolled the dice to say the food on the space he/she landed. <p>T: What is it? C: It's a cookie!</p> <p>** Review the words with flash cards before playing the game.</p>	
Wrap Up (5 mins.)	<p><Review></p> <ul style="list-style-type: none"> Practice the food words. <p><The End></p> <ul style="list-style-type: none"> Tidy up the classroom and sing the <i>Clean Up Song</i> together. Wave and sing the <i>Good-bye Song</i> to say good-bye. 	Audio Track 17-18



Lesson Plan



Week 4 – 2	Song 4 – Pat a Cake	Theme	Food
Objectives	<ul style="list-style-type: none"> Learn the song <i>Pat a Cake</i> Review food words Review song and story <i>Who Took the Cookies from the Cookie Jar?</i> 		
Materials	Student Book, Activity Book, Digital CD		

Teaching Process		Note
Warm Up (5 mins.)	<p><Greeting></p> <ul style="list-style-type: none"> Greet the class and begin with the <i>Title Song</i>. <p>T: Hello everyone. Welcome to Ready, Set, Sing! class. Let's sing and dance <i>Ready, Set, Sing!</i> song together.</p> <ul style="list-style-type: none"> Wave and sing the <i>Hello Song</i>. Ask about the weather and sing the <i>Weather Song</i>. 	<p>Audio Track 02 Digital CD: Dance (Title)</p> <p>Audio Track 03-04</p>
Main Activity (20 mins.)	<p><Review – <i>Who Took the Cookies from the Cookie Jar?</i>></p> <ul style="list-style-type: none"> Listen to the story book. Listen to the song 2 and sing the song together. Play the song & story animation video in the Digital CD. Play the story dance video and dance together. 	<p>Audio Track 09-12</p>
	<p><Learn the Song – <i>Pat a Cake</i>></p> <ul style="list-style-type: none"> Review food words. Listen to the <i>Pat a Cake</i> and sing the song together. Sing in a loud voice. <p>Turn to Activity Book p.20-21</p> <ul style="list-style-type: none"> Sing and color! 	<p>Audio Track 15-16</p> 
	<p><Activity Book p.22-23></p> <ul style="list-style-type: none"> Fold and say aloud! Connect the dots! 	
Wrap Up (5 mins.)	<p><Review></p> <ul style="list-style-type: none"> Practice the food words. <p><The End></p> <ul style="list-style-type: none"> Tidy up the classroom and sing the <i>Clean Up Song</i> together. Wave and sing the <i>Good-bye Song</i> to say good-bye. 	<p>Audio Track 17-18</p>