






# Monthly Plan



<b>Theme</b>	Family
<b>Book</b>	  
<b>Key Words</b>	daddy, mommy, brother, sister, grandfather, grandmother
<b>Main Activities</b>	<Game> Here I Am!
	<Craft> Open House


Lesson Week	Lesson 1	Lesson 2
	<b>1<sup>st</sup> Week</b>	<b>Song 1 – Introduction to the Story</b> <ul style="list-style-type: none"> <li>Learn the finger family members</li> <li>Learn the song <i>Finger Family</i></li> <li>Learn the story words (daddy, mommy, brother, sister)</li> </ul>
<b>2<sup>nd</sup> Week</b>	<b>Song 1 – Play the Game</b> <ul style="list-style-type: none"> <li>Review the song and story <i>Finger Family</i></li> <li>Sing the <i>Sing &amp; Play Time</i> song</li> <li>Play the song game – Here I Am!</li> </ul>	<b>Song 2 – Introduction to the Story</b> <ul style="list-style-type: none"> <li>Learn the family members</li> <li>Learn the song <i>Are You Sleeping?</i></li> <li>Learn the story words (grandfather, grandmother)</li> </ul>
<b>3<sup>rd</sup> Week</b>	<b>Song 2 – Sing and Dance</b> <ul style="list-style-type: none"> <li>Review the song <i>Are You Sleeping?</i></li> <li>Listen to the story <i>Are You Sleeping?</i></li> <li>Learn the dance movements of the song</li> </ul>	<b>Song 2 – Make the Craft</b> <ul style="list-style-type: none"> <li>Review the song and story <i>Are You Sleeping?</i></li> <li>Sing the <i>Sing &amp; Play Time</i> song.</li> <li>Make the song craft – Open House</li> </ul>
<b>4<sup>th</sup> Week</b>	<b>Song 3 – Family Song</b> <ul style="list-style-type: none"> <li>Learn the <i>Family Song</i></li> <li>Review family words</li> <li>Review song and story <i>Finger Family</i></li> </ul>	<b>Song 4 – Happy Happy Home</b> <ul style="list-style-type: none"> <li>Learn the song <i>Happy Happy Home</i></li> <li>Review family words</li> <li>Review song and story <i>Are You Sleeping?</i></li> </ul>



# Lesson Plan



<b>Week 1 – 1</b>	Song 1 – Introduction to the Story	<b>Theme</b>	Family
<b>Objectives</b>	<ul style="list-style-type: none"> <li>Learn the finger family members</li> <li>Learn the song <i>Finger Family</i></li> <li>Learn the story words (daddy, mommy, brother, sister)</li> </ul>		
<b>Materials</b>	Student Book, Activity Book, Digital CD		




Teaching Process		Note
<b>Warm Up (5 mins.)</b>	<p>&lt;Greeting&gt;</p> <ul style="list-style-type: none"> <li>Greet the class and begin with the <i>Title Song</i>.</li> </ul> <p>T: Hello everyone. Welcome to Ready, Set, Sing! class. Let's sing and dance <i>Ready, Set, Sing!</i> song together.</p> <ul style="list-style-type: none"> <li>Wave and sing the <i>Hello Song</i>.</li> <li>Ask about the weather and sing the <i>Weather Song</i>.</li> </ul>	<p>Audio Track 02 Digital CD: Dance (Title)</p>  <p>Audio Track 03-04</p>
<b>Main Activity (20 mins.)</b>	<p>&lt;Book Cover Talk – <i>Finger Family</i>&gt;</p> <ul style="list-style-type: none"> <li>Show the cover of the book and discuss it with the class.</li> <li>Tell the class that the song is about finger family.</li> <li>Encourage the class to repeat the words after you.</li> </ul> <p>T: Let's look at the cover. There are family pictures. I see daddy! (mommy, brother, sister, baby)</p> <p>T: Let's count the fingers together. 1, 2, 3, 4, 5! There are 5 fingers!</p> <p>T: The title of this story is "Finger Family."</p>	<p>Student Book</p> 
	<p>&lt;Picture Walking – <i>Finger Family</i>&gt;</p> <ul style="list-style-type: none"> <li>Turn to story page (p.2-13).</li> <li>Talk about the picture with the class.</li> </ul> <p>T: Look at this picture. This is a family photo. Let's see who is in the photo. Who is this? (daddy) How many family members? (5) Daddy is cooking!</p>	
	<p>&lt;Sing the Song – <i>Finger Family</i>&gt;</p> <ul style="list-style-type: none"> <li>Listen to the song 1 and learn the song together.</li> <li>Play the song animation video in the Digital CD.</li> <li>Sing the song in a loud voice.</li> </ul>	<p>Audio Track 06 Digital CD: Song Animation</p> 
	<p>&lt;Activity Book p.16&gt;</p> <ul style="list-style-type: none"> <li>Trace the words! (daddy, mommy, brother, sister)</li> </ul>	
<b>Wrap Up (5 mins.)</b>	<p>&lt;Review&gt;</p> <ul style="list-style-type: none"> <li>Practice the family words.</li> </ul> <p>&lt;The End&gt;</p> <ul style="list-style-type: none"> <li>Tidy up the classroom and sing the <i>Clean Up Song</i> together.</li> <li>Wave and sing the <i>Good-bye Song</i> to say good-bye.</li> </ul>	<p>Audio Track 17-18</p>



# Lesson Plan



<b>Week 1 – 2</b>	Song 1 – Sing and Dance	<b>Theme</b>	Family
<b>Objectives</b>	<ul style="list-style-type: none"> <li>Review the song <i>Finger Family</i></li> <li>Listen to the story <i>Finger Family</i></li> <li>Learn the dance movements of the song</li> </ul>		
<b>Materials</b>	Student Book, Activity Book, Digital CD, Colored paper		



Teaching Process		Note
<b>Warm Up (5 mins.)</b>	<p>&lt;Greeting&gt;</p> <ul style="list-style-type: none"> <li>Greet the class and begin with the <i>Title Song</i>.</li> </ul> <p>T: Hello everyone. Welcome to Ready, Set, Sing! class. Let's sing and dance <i>Ready, Set, Sing!</i> song together.</p> <ul style="list-style-type: none"> <li>Wave and sing the <i>Hello Song</i>.</li> <li>Ask about the weather and sing the <i>Weather Song</i>.</li> </ul>	<p>Audio Track 02 Digital CD: Dance (Title)</p> <p>Audio Track 03-04</p>
<b>Main Activity (20 mins.)</b>	<p>&lt;Listen to the Story – <i>Finger Family</i>&gt;</p> <ul style="list-style-type: none"> <li>Listen to the story book.</li> <li>Point to the pictures while listening to the story.</li> <li>Play the story animation video in the Digital CD.</li> </ul> <p>T: Do you remember the song we learned last time? Let's listen to the story.</p>	<p>Audio Track 05 Digital CD: Story Animation</p> 
	<p>&lt;Review the Song – <i>Finger Family</i>&gt;</p> <ul style="list-style-type: none"> <li>Review the song from the previous lesson.</li> <li>Listen to the song 1 and sing the song together.</li> <li>Point to the fingers when you hear finger family.</li> </ul>	<p>Audio Track 06-07</p>
	<p>&lt;Dance to the Song – <i>Finger Family</i>&gt;</p> <ul style="list-style-type: none"> <li>Play the story dance video in the Digital CD. Watch the video first.</li> <li>Go over the dance actions one by one with the class.</li> </ul> <p>T: Let's learn the dance movements to the song.</p>	<p>Digital CD: Dance (Story Song)</p> 
	<p>&lt;Activity Book p.24&gt;</p> <ul style="list-style-type: none"> <li>Let's make a paper house!</li> </ul>	
<b>Wrap Up (5 mins.)</b>	<p>&lt;Review&gt;</p> <ul style="list-style-type: none"> <li>Practice the family words.</li> </ul> <p>&lt;The End&gt;</p> <ul style="list-style-type: none"> <li>Tidy up the classroom and sing the <i>Clean Up Song</i> together.</li> <li>Wave and sing the <i>Good-bye Song</i> to say good-bye.</li> </ul>	<p>Audio Track 17-18</p>



# Lesson Plan



<b>Week 2 – 1</b>	Song 1 – Play the Game	<b>Theme</b>	Family
<b>Objectives</b>	<ul style="list-style-type: none"> <li>Review the song and story <i>Finger Family</i></li> <li>Sing the <i>Sing &amp; Play Time</i> song</li> <li>Play the song game – Here I Am!</li> </ul>		
<b>Materials</b>	Student Book, Activity Book, Digital CD		




Teaching Process		Note
<b>Warm Up (5 mins.)</b>	<p>&lt;Greeting&gt;</p> <ul style="list-style-type: none"> <li>Greet the class and begin with the <i>Title Song</i>.</li> </ul> <p>T: Hello everyone. Welcome to Ready, Set, Sing! class. Let's sing and dance <i>Ready, Set, Sing!</i> song together.</p> <ul style="list-style-type: none"> <li>Wave and sing the <i>Hello Song</i>.</li> <li>Ask about the weather and sing the <i>Weather Song</i>.</li> </ul>	<p>Audio Track 02 Digital CD: Dance (Title)</p> <p>Audio Track 03-04</p>
<b>Main Activity (20 mins.)</b>	<p>&lt;Sing &amp; Play Time – <i>Finger Family</i>&gt;</p> <ul style="list-style-type: none"> <li>Listen to the narration of the activity.</li> <li>Turn to Student Book p.14-15. Mimic and sing like family members!</li> </ul> <p>T: Can you talk like daddy? We are going to mimic and sing like family members.</p>	<p>Audio Track 08 Online Materials: Script</p> 
	<p>&lt;Play the Game – Here I Am!&gt;</p> <ul style="list-style-type: none"> <li>Turn to Activity Book p.2-3.</li> <li>Go over the Game Actions with the students: cover, clap, catch.</li> <li>Practice the actions before playing the game.</li> <li>Turn to Activity Book p.4-5.</li> <li>Go over the steps of the game with the class.</li> <li>Play the game while singing the song <i>Finger Family</i>.</li> </ul>	
	<p>&lt;Activity Book p.6-7&gt;</p> <ul style="list-style-type: none"> <li>Match the pictures!</li> <li>Find 3 differences!</li> </ul>	
<b>Wrap Up (5 mins.)</b>	<p>&lt;Review&gt;</p> <ul style="list-style-type: none"> <li>Practice the family words.</li> </ul> <p>&lt;The End&gt;</p> <ul style="list-style-type: none"> <li>Tidy up the classroom and sing the <i>Clean Up Song</i> together.</li> <li>Wave and sing the <i>Good-bye Song</i> to say good-bye.</li> </ul>	<p>Audio Track 17-18</p>



# Lesson Plan



<b>Week 2 – 2</b>	Song 2 – Introduction to the Story	<b>Theme</b>	Family
<b>Objectives</b>	<ul style="list-style-type: none"> <li>Learn the family members</li> <li>Learn the song <i>Are You Sleeping?</i></li> <li>Learn the story words (grandfather, grandmother)</li> </ul>		
<b>Materials</b>	Student Book, Activity Book, Digital CD		




Teaching Process		Note
<b>Warm Up (5 mins.)</b>	<p>&lt;Greeting&gt;</p> <ul style="list-style-type: none"> <li>Greet the class and begin with the <i>Title Song</i>.</li> </ul> <p>T: Hello everyone. Welcome to Ready, Set, Sing! class. Let's sing and dance <i>Ready, Set, Sing!</i> song together.</p> <ul style="list-style-type: none"> <li>Wave and sing the <i>Hello Song</i>.</li> <li>Ask about the weather and sing the <i>Weather Song</i>.</li> </ul>	<p>Audio Track 02 Digital CD: Dance (Title)</p> <p>Audio Track 03-04</p>
<b>Main Activity (20 mins.)</b>	<p>&lt;Book Cover Talk – <i>Are You Sleeping?</i>&gt;</p> <ul style="list-style-type: none"> <li>Show the cover of the book and discuss it with the class.</li> <li>Tell the class that the song is about sleeping family.</li> <li>Encourage the class to repeat the words after you.</li> </ul> <p>T: Let's look at the cover. There are family members. Who is sleeping?</p> <p>T: Let's say the family members together. grandfather, grandmother, brother, sister, baby</p> <p>T: The title of this story is "Are You Sleeping?"</p>	<p>Student Book</p> 
	<p>&lt;Picture Walking – <i>Are You Sleeping?</i>&gt;</p> <ul style="list-style-type: none"> <li>Turn to story page (p.2-11).</li> <li>Talk about the picture with the class.</li> </ul> <p>T: Look at this picture. Who is sleeping? Can you find the morning bell? Bell is ringing. Ding, ding, dong! Who is in the room?</p>	
	<p>&lt;Sing the Song – <i>Are You Sleeping?</i>&gt;</p> <ul style="list-style-type: none"> <li>Listen to the song 2 and learn the song together.</li> <li>Play the song animation video in the Digital CD.</li> <li>Sing the song in a loud voice.</li> </ul>	<p>Audio Track 10 Digital CD: Song Animation</p> 
	<p>&lt;Activity Book p.17&gt;</p> <ul style="list-style-type: none"> <li>Trace the words! (grandfather, grandmother)</li> </ul>	
<b>Wrap Up (5 mins.)</b>	<p>&lt;Review&gt;</p> <ul style="list-style-type: none"> <li>Practice the family words.</li> </ul> <p>&lt;The End&gt;</p> <ul style="list-style-type: none"> <li>Tidy up the classroom and sing the <i>Clean Up Song</i> together.</li> <li>Wave and sing the <i>Good-bye Song</i> to say good-bye.</li> </ul>	<p>Audio Track 17-18</p>



# Lesson Plan



<b>Week 3 – 1</b>	<b>Song 2 – Sing and Dance</b>	<b>Theme</b>	<b>Family</b>
<b>Objectives</b>	<ul style="list-style-type: none"> <li>Review the song <i>Are You Sleeping?</i></li> <li>Listen to the story <i>Are You Sleeping?</i></li> <li>Learn the dance movements of the song</li> </ul>		
<b>Materials</b>	Student Book, Activity Book, Digital CD, Flash cards, Toy hammer		



Teaching Process		Note
<b>Warm Up (5 mins.)</b>	<p>&lt;Greeting&gt;</p> <ul style="list-style-type: none"> <li>Greet the class and begin with the <i>Title Song</i>.</li> </ul> <p>T: Hello everyone. Welcome to Ready, Set, Sing! class. Let's sing and dance <i>Ready, Set, Sing!</i> song together.</p> <ul style="list-style-type: none"> <li>Wave and sing the <i>Hello Song</i>.</li> <li>Ask about the weather and sing the <i>Weather Song</i>.</li> </ul>	<p>Audio Track 02 Digital CD: Dance (Title)</p> <p>Audio Track 03-04</p>
	<p>&lt;Listen to the Story – <i>Are You Sleeping?</i>&gt;</p> <ul style="list-style-type: none"> <li>Listen to the story book.</li> <li>Point to the pictures while listening to the story.</li> <li>Play the story animation video in the Digital CD.</li> </ul> <p>T: Do you remember the song we learned last time? Let's listen to the story.</p>	<p>Audio Track 09 Digital CD: Story Animation</p> 
<b>Main Activity (20 mins.)</b>	<p>&lt;Review the Song – <i>Are You Sleeping?</i>&gt;</p> <ul style="list-style-type: none"> <li>Review the song from the previous lesson.</li> <li>Listen to the song 2 and sing the song together.</li> <li>Sing the song in a loud voice.</li> </ul>	<p>Audio Track 10-11</p>
	<p>&lt;Dance to the Song – <i>Are You Sleeping?</i>&gt;</p> <ul style="list-style-type: none"> <li>Play the story dance video in the Digital CD. Watch the video first.</li> <li>Go over the dance actions one by one with the class.</li> </ul> <p>T: Let's learn the dance movements to the song.</p>	<p>Digital CD: Dance (Story Song)</p> 
	<p>&lt;Play the Game - Word Smash&gt;</p> <ul style="list-style-type: none"> <li>Prepare the flash cards</li> <li>Using the cards, review the words with the class.</li> <li>Spread out the cards on the floor.</li> <li>Teacher calls out a family member on the card.</li> <li>Child hits the correct family card with the toy hammer.</li> </ul>	<p>Online Materials: Flash Cards</p> <p>Toy Hammer </p>
<b>Wrap Up (5 mins.)</b>	<p>&lt;Review&gt;</p> <ul style="list-style-type: none"> <li>Practice the family words.</li> </ul> <p>&lt;The End&gt;</p> <ul style="list-style-type: none"> <li>Tidy up the classroom and sing the <i>Clean Up Song</i> together.</li> <li>Wave and sing the <i>Good-bye Song</i> to say good-bye.</li> </ul>	<p>Audio Track 17-18</p>



# Lesson Plan



<b>Week 3 – 2</b>	Song 2 – Make the Craft	<b>Theme</b>	Family
<b>Objectives</b>	<ul style="list-style-type: none"> <li>Review the song and story <i>Are You Sleeping?</i></li> <li>Sing the <i>Sing &amp; Play Time</i> song.</li> <li>Make the song craft – Open House</li> </ul>		
<b>Materials</b>	Student Book, Activity Book, Digital CD, Template, Craft Materials		

Teaching Process		Note
<b>Warm Up (5 mins.)</b>	<p>&lt;Greeting&gt;</p> <ul style="list-style-type: none"> <li>Greet the class and begin with the <i>Title Song</i>.</li> </ul> <p>T: Hello everyone. Welcome to Ready, Set, Sing! class. Let's sing and dance <i>Ready, Set, Sing!</i> song together.</p> <ul style="list-style-type: none"> <li>Wave and sing the <i>Hello Song</i>.</li> <li>Ask about the weather and sing the <i>Weather Song</i>.</li> </ul>	<p>Audio Track 02 Digital CD: Dance (Title)</p> <p>Audio Track 03-04</p>
	<p>&lt;Make the Craft – Open House&gt;</p> <ul style="list-style-type: none"> <li>Turn to Activity Book p.8-9.</li> <li>Go over the Craft Materials with the students: house and family pictures, Velcro tape, Scotch tape, 2 wooden chopsticks</li> <li>Prepare the materials before starting.</li> <li>Turn to Activity Book p.10-11.</li> <li>Go over the steps of the project with the class.</li> <li>Make the craft.</li> </ul>	
	<p>&lt;Sing &amp; Play Time – <i>Are You Sleeping?</i>&gt;</p> <ul style="list-style-type: none"> <li>Listen to the narration of the activity.</li> <li>Turn to Student Book p.12-13.</li> <li>Use the Open House to show the class sleeping family.</li> </ul> <p>T: Oh, look! Brother John is sleeping. Shhh~ Let's wake him up. Let's sing softly.</p>	<p>Audio Track 12 Online Materials: Script</p> 
<b>Main Activity (20 mins.)</b>	<p>&lt;Activity Book p.12-13&gt;</p> <ul style="list-style-type: none"> <li>Circle what you need!</li> <li>Match the pictures!</li> </ul>	
	<p>&lt;Review&gt;</p> <ul style="list-style-type: none"> <li>Practice the family words.</li> </ul> <p>&lt;The End&gt;</p> <ul style="list-style-type: none"> <li>Tidy up the classroom and sing the <i>Clean Up Song</i> together.</li> <li>Wave and sing the <i>Good-bye Song</i> to say good-bye.</li> </ul>	<p>Audio Track 17-18</p>







# Lesson Plan



<b>Week 4 – 1</b>	Song 3 – Family Song	<b>Theme</b>	Family
<b>Objectives</b>	<ul style="list-style-type: none"> <li>▪ Learn the <i>Family Song</i></li> <li>▪ Review family words</li> <li>▪ Review song and story <i>Finger Family</i></li> </ul>		
<b>Materials</b>	Student Book, Activity Book, Digital CD, Dice		

Teaching Process		Note
<b>Warm Up (5 mins.)</b>	<p>&lt;Greeting&gt;</p> <ul style="list-style-type: none"> <li>▪ Greet the class and begin with the <i>Title Song</i>.</li> </ul> <p>T: Hello everyone. Welcome to Ready, Set, Sing! class. Let's sing and dance <i>Ready, Set, Sing!</i> song together.</p> <ul style="list-style-type: none"> <li>▪ Wave and sing the <i>Hello Song</i>.</li> <li>▪ Ask about the weather and sing the <i>Weather Song</i>.</li> </ul>	<p>Audio Track 02 Digital CD: Dance (Title)</p> <p>Audio Track 03-04</p>
<b>Main Activity (20 mins.)</b>	<p>&lt;Review – <i>Finger Family</i>&gt;</p> <ul style="list-style-type: none"> <li>▪ Listen to the story book.</li> <li>▪ Listen to the song 1 and sing the song together.</li> <li>▪ Play the song &amp; story animation video in the Digital CD.</li> <li>▪ Play the story dance video and dance together.</li> </ul>	<p>Audio Track 05-08</p>
	<p>&lt;Learn the Song – <i>Family Song</i>&gt;</p> <ul style="list-style-type: none"> <li>▪ Review family words.</li> <li>▪ Listen to the <i>Family Song</i> and sing the song together.</li> <li>▪ Point to the family pictures in the book.</li> </ul> <p>▪ Turn to Activity Book p.14-15</p> <p>▪ Sing and stick!</p>	<p>Audio Track 13-14</p> 
	<p>&lt;Play the Game – Family Board Game&gt;</p> <ul style="list-style-type: none"> <li>▪ Turn to Activity Book p.18-19</li> <li>▪ Take turns rolling the dice.</li> <li>▪ Move along the game board according to the number on the dice.</li> <li>▪ Ask the child who rolled the dice to say the family on the space he/she landed.</li> </ul> <p>T: Who is she? C: She is my grandmother!</p> <p>** Review the words with flash cards before playing the game.</p>	
<b>Wrap Up (5 mins.)</b>	<p>&lt;Review&gt;</p> <ul style="list-style-type: none"> <li>▪ Practice the family words.</li> </ul> <p>&lt;The End&gt;</p> <ul style="list-style-type: none"> <li>▪ Tidy up the classroom and sing the <i>Clean Up Song</i> together.</li> <li>▪ Wave and sing the <i>Good-bye Song</i> to say good-bye.</li> </ul>	<p>Audio Track 17-18</p>





# Lesson Plan



<b>Week 4 – 2</b>	Song 4 – Happy Happy Home	<b>Theme</b>	Family
<b>Objectives</b>	<ul style="list-style-type: none"> <li>▪ Learn the song <i>Happy Happy Home</i></li> <li>▪ Review family words</li> <li>▪ Review song and story <i>Are You Sleeping?</i></li> </ul>		
<b>Materials</b>	Student Book, Activity Book, Digital CD		

Teaching Process		Note
<b>Warm Up (5 mins.)</b>	<p>&lt;Greeting&gt;</p> <ul style="list-style-type: none"> <li>▪ Greet the class and begin with the <i>Title Song</i>.</li> </ul> <p>T: Hello everyone. Welcome to Ready, Set, Sing! class. Let's sing and dance <i>Ready, Set, Sing!</i> song together.</p> <ul style="list-style-type: none"> <li>▪ Wave and sing the <i>Hello Song</i>.</li> <li>▪ Ask about the weather and sing the <i>Weather Song</i>.</li> </ul>	<p>Audio Track 02 Digital CD: Dance (Title)</p> <p>Audio Track 03-04</p>
<b>Main Activity (20 mins.)</b>	<p>&lt;Review – <i>Are You Sleeping?</i>&gt;</p> <ul style="list-style-type: none"> <li>▪ Listen to the story book.</li> <li>▪ Listen to the song 2 and sing the song together.</li> <li>▪ Play the song &amp; story animation video in the Digital CD.</li> <li>▪ Play the story dance video and dance together.</li> </ul>	<p>Audio Track 09-12</p>
	<p>&lt;Learn the Song – <i>Happy Happy Home</i>&gt;</p> <ul style="list-style-type: none"> <li>▪ Review family words.</li> <li>▪ Listen to the <i>Happy Happy Home</i> and sing the song together.</li> <li>▪ Sing in a loud voice.</li> </ul> <p>▪ Turn to Activity Book p.20-21 ▪ Sing and color!</p>	<p>Audio Track 15-16</p> 
	<p>&lt;Activity Book p.22-23&gt;</p> <ul style="list-style-type: none"> <li>▪ Put on the stickers!</li> <li>▪ Connect the dots!</li> </ul>	
<b>Wrap Up (5 mins.)</b>	<p>&lt;Review&gt;</p> <ul style="list-style-type: none"> <li>▪ Practice the family words.</li> </ul> <p>&lt;The End&gt;</p> <ul style="list-style-type: none"> <li>▪ Tidy up the classroom and sing the <i>Clean Up Song</i> together.</li> <li>▪ Wave and sing the <i>Good-bye Song</i> to say good-bye.</li> </ul>	<p>Audio Track 17-18</p>